

Safeguarding
 We'll be thinking about how to keep ourselves safe using the road as a pedestrian. We will look at the Green Cross Code and put this in to practise by going out in small groups and crossing the roads around our school safely.



English
 Using the text Lost and Found by Oliver Jeffers we will research penguins in order to create a fact file. We'll explore features of non fiction texts so that we know how to write in a factual style. We will also write instructions on making a Christmas decoration out of sticks, which will be inspired by Stickman.

DT
 As designers, we will explore and use the mechanisms of wheels and axles to make a sleigh for Santa's smallest elf. It'll need to be strong, safe and stable to cope with the demands of travelling through climates both hot and cold!



Maths
 As mathematicians we will develop our understanding of 2D and 3D shapes. We'll explore patterns and symmetry as well as naming, describing and sorting a variety of shapes.

History
 As historians, we'll learn about the life of Guy Fawkes and discover if he was really to blame for the Gunpowder Plot in 1605.



What can we find at the two poles?
 As Geographers, we will learn about the location of hot and cold places in the world in relation to the Equator and the North and South Poles. We'll think about how this affects what plants or animals can live there.

Computing
 We will be using iPads to learn about Digital Photography. We'll gain experience of capturing, editing and improving photos. We'll use our skills to capture the KS1 nativity!



Outdoor Learning
 This half term we'll be collecting sticks to make remembrance poppies and stick Christmas decorations.



Art
 As artists, we will mark Remembrance Day by creating a poppy made from sticks and wool. This will contribute to our school art installation to remember all those past and present who help keep us safe.

Music
 It's nativity season so we will be 'full steam ahead' in learning songs to retell the story of Jesus' birth. This year, our nativity is called 'Hey Ewel!'

RE
 As theologians, we will explore the concept of giving in the context of Christmas. We will look at why Christmas matters to Christians.



PE
Dance - We'll create hand gestures and simple routines to the songs that we perform in our nativity.
Games - we'll be throwing and catching, hitting a target and dribbling balls with both our hands and feet.

Personal Development
 We will be exploring how we can experience different emotions. We'll consider how being active and relaxing contribute to our health and well being.



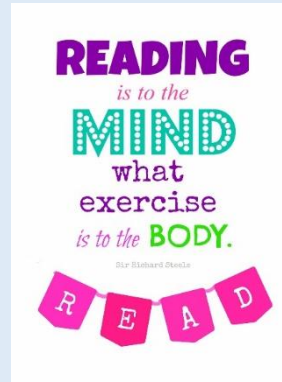
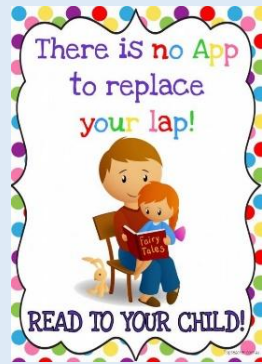
Home Learning Tasks

During this half term, engaging in as many of these tasks as possible will really help your learning.

DAILY

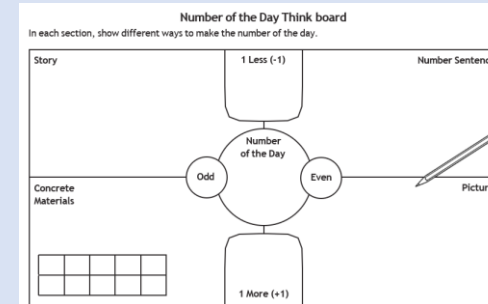
Reading

- **Daily reading is essential** and any reading activity counts! Where decoding continues to be a hurdle, read **with** and **to** your child so that they can talk about books and develop comprehension. This can be recorded in their reading diary so that they can earn raffle tickets for the half termly book draw.



Maths

- Practise writing numbers 0-20 and ensure correct formation
- Now that you have your Numbots login, have a go at some of the games and activities to improve your confidence and fluency in the basics of maths.
- **Number of the day.** Choose a number between 1 and 20. Represent it in different ways. Find other connections to it. This will improve both recall and fluency. Talk about each number – ‘number natter!’



Spelling: Sound Buttons . Dots, dashes and arcs below words indicate individual sounds

For example, ‘jet’ is made up of three sounds. ‘Rocket’ is made up of five phonemes. There are four single-letter graphemes and one two-letter grapheme (digraph) which is identified by a dash. There are also trigraphs and quadgraphs in some words which can also be identified with a longer dash, for example, in the word ‘eight’. ‘Kite’ is made up of three graphemes, two of which are singleletter graphemes; these are the /k/ and /t/ sounds. The long /i/sound is made by the addition of the ‘e’. This is identified by linking the ‘i’ and the ‘e’ together with an arc.

jet

rock et

eigh t


kite

Each week we will bring home a spelling challenge to help us learn a new set of words. Once it is completed, return it to school to add to your spelling journal. We will also continue practising our ‘harder to read and spell’ words. These are from the Y1 and Y2 word lists. There are 109 altogether (45 words from Y1 and a further 64 in Y2).

DURING THIS HALF TERM – choose 2 of these to complete (obviously, you can do more !)

Learning Quest -

Personal, Social and Emotional Education



After reading our key text driver, Lost and Found, we'll be exploring the feelings of the main character. Colour can help us think about how we feel. Design your own colour monster for a particular feeling. Bring it in to add to our PSHE floor book.

Learning Quest -

English – WOW penguin facts!

What interesting or unusual facts can you find out about penguins?
These can be added to a section on your fact file when we write them in school.



Learning Quest -

Geography - continents

Make a model of the globe to show the continents.
Are you brave enough to try papier mache!?!



Learning Quest –

Art – Crafty Christmas

Make a Christmas decoration to hang on our class tree. Try to use materials that have been left over from other projects or would end up in the recycling bin. Please bring these in **on Friday 29th November** - when our tree will make its appearance!



Make use of last year's Christmas cards, cardboard tubes or ring pulls!

Our Christian Values

Watch this video that tells the story of the birth of Jesus.

[The Christian Story of the First Christmas - BBC Teach](#)

How does it show love, courage and fellowship?



Learning Quest – DT – Making sleighs

When we hit December, we will start our DT work on making sleighs. After we have looked at a few key skills, why not have a go at making your own Christmas sleigh at home. Using recycled materials will make this cheaper and good for the environment!

