

### English

Using our text driver 'The Scarab's Secret' we will be writing predictions about the story, experimenting with sentence structures, writing diary entries and creating information leaflets

### Geography

As geographers we will explore land use, settlements, rivers and deserts, and locate Egypt on a map.

### Science

As scientists we will be investigating the science behind forces and magnets.

### Computing

As computer technicians we will explore devices, compare digital and non-digital, and learn how networks connect.

### PSHE

Pupils will understand that families and friendships vary, offer support, may face problems, recognise bullying, value listening, trust, and appreciate differences while challenging stereotypes.

### PE

As dancers we will explore rhythm and beats through Egyptian themed routines.  
As athletes we will develop skills like balancing, jumping, and running, exploring how our bodies move at different speeds with control and coordination.

### RE

As Theologians we will be looking at Creation and asking 'What do Christians learn from the Creation story?'

### Music

As Musicians we will explore the music of ancient civilisations using call and response.

### Art

As Artists we will be exploring Egyptian art, including the role it played in their lives and the patterns and symbols they used. We will create our own Egyptian Canopic Jars by manipulating clay.

### French

As Multi-linguists we will be starting our journey into learning this beautiful language. We will begin by looking at phonetic patterns and pronunciation.

### Maths

As Mathematicians we will be covering: Number and Place Value (NPV), Addition and subtraction including measures, money and length, and multiplication and division.


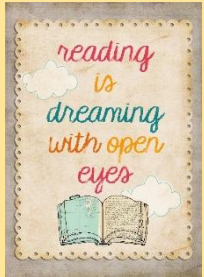

### Safeguarding

We will build on our knowledge about democracy by creating school and class charters. We will be learning about our brains and how to understand our emotions and develop perseverance. We will be establishing routines and learning about how to keep ourselves safe in all lessons.

As Historians, let us travel back 5000 years to the glorious realms of Ancient Egypt. Cruise along the Nile entering a world of mysteries and curses, mummies and kings. Discover life on the river's fertile banks, discovering Egypt and its fascinating culture. Unravel the secrets of ancient tombs, using historical sources and age-old artefacts. Find out about powerful pharaohs and grandiose gods! Now open the doorway to Ancient Egypt - who knows what treasures you will find?

## Home Learning Tasks

During this half term please complete the following tasks at home:

<b>DAILY</b>		
<b>Reading</b> Make sure that you have a book 'on the go' at all times. Please record your reading in your reading diary. Make sure you are reading at least 5 times a week.		
<b>WEEKLY</b>		
<p><b>Maths</b></p> <p>5 x a week use TTRS to ensure that you know all of your times tables and related division facts up to 12 X 12. Begin by focusing on 2, 3, 4, 5 and 10s.</p> 	<p>Practise the following skills:</p> <ul style="list-style-type: none"> <li>I can quickly add and subtract numbers to 20.</li> <li>I can remember my 2, 5, and 10 times tables.</li> <li>I can double and halve numbers to 20.</li> <li>I can count forwards and backwards in 1s, 2s, 5s, and 10s.</li> <li>I can spot tens and ones in a number and add or subtract tens.</li> <li>I can solve simple number problems in my head.</li> </ul>	<p><b>Spellings</b></p> <p>Ensure that you can read and write all of the KS1 common exception words.</p> <p>Furthermore, learn any spellings sent home.</p>
<b>DURING THIS HALF TERM</b>		
<p>Complete <u>at least two</u> of these reading tasks based on a book you have enjoyed reading:</p> <ul style="list-style-type: none"> <li><b>Draw the story</b> – Draw a picture of your favourite part of the book and write 1–2 sentences about it.</li> <li><b>Character diary</b> – Pick a character and write a short diary entry from their point of view about something that happened in the story.</li> <li><b>Word collector</b> – Find 5 interesting or new words in your book, write them down, and explain what they mean in your own words.</li> <li><b>Story map</b> – Draw a map of where the story happens and label the key locations.</li> <li><b>Comic strip</b> – Retell a scene from the story as a comic with pictures and speech bubbles.</li> <li><b>Book review</b> – Write 2–3 sentences saying what you liked about the book and why you would recommend it.</li> </ul> 	<p><b>Ancient Egypt Home Learning Tasks</b></p> <p>Complete at least two of these tasks and bring them in so we can celebrate your amazing learning.</p>	
	<p><b>Make a pyramid</b> – Build a model pyramid using Lego, cardboard, or recycled materials, and label it.</p>	<p><b>Hieroglyphics writing</b> – Write your name or a secret message in Ancient Egyptian hieroglyphs.</p>
	<p><b>Pharaoh fact file</b> – Research a famous pharaoh (like Tutankhamun or Cleopatra) and make a fact sheet with pictures.</p>	<p><b>Ancient Egyptian food</b> – Find out what Egyptians ate and draw a picture of an Ancient Egyptian meal.</p>
	<p><b>Daily life diary</b> – Write a short diary entry as if you were a child living in Ancient Egypt.</p>	<p><b>Booklet or poster</b> – Make a booklet or poster about what you have learned so far about Ancient Egypt.</p>
	<p><b>Egyptian timeline</b> – Create a simple timeline showing key events in Ancient Egypt.</p>	<p><b>Gods and goddesses</b> – Choose an Egyptian god or goddess and create a drawing with 3–4 facts about them.</p>

As you complete each task bring it into school and add it to your learning quest book. I will be checking with you each week which home learning activity you are currently working on.

**Maths**

5 x a week use TTRS to ensure that you know all of your times 1 facts up to 12 X 12. Begin by focusing on 2, 3, 4, 5 and 10s.



Practise the following skills:

- I can quickly add and subtract numbers to 20.
- I can remember my 2, 5, and 10 times tables.
- I can double and halve numbers to 20.
- I can count forwards and backwards in 1s, 2s, 5s, and 10s.
- I can spot tens and ones in a number and add or subtract tens.
- I can solve simple number problems in my head.

**Maths****Fun Ways to Practise Numbers at Home**

1. Beat the clock – Ask a grown-up to time you while you answer number facts.
2. Colour your numbers – Write your sums in different colours to help you remember.
3. Play maths games – Use dice, cards, or online games to practise adding, subtracting, doubling, or halving.
4. Number stories – Make up little stories to solve sums in your head.
5. Jump and count – Jump, clap, or hop while counting forwards, backwards, or in 2s, 5s, or 10s.
6. Spot the numbers – Look for numbers outside and try to add, subtract, double, or halve them in your head.

**Spellings**

Ensure that you can read and write all of the KS1 common exception words

**KS1 Common Exception Words**

a, an, the, do, to, today, said, says, you, your, they, be, he, she, we, me, my, was, are, all, go, no, so, I, of, into, like, come, some, one, once, ask, friend, school, put, push, pull, full  
door, floor, poor, because, find, kind, mind, behind, child, children, wild, climb, most, only, both, old, cold, gold, hold, told, every, everybody, even, great, break, steak, any, many, clothes, busy, people, water, again, half, money, Mr, Mrs, parents, Christmas

Furthermore, learn any spellings sent home.

**Spellings****Fun Ways to Practise Spellings at Home**

1. Rainbow writing – Write each word in different colours to make it bright and fun.
2. Spell aloud – Say each letter out loud as you write it to remember the word.
3. Guess the word – Play a fun guessing game where you figure out the letters of a word one at a time.
4. Chalk it up – Write words outside with chalk and jump or hop on the letters.
5. Word puzzles – Make simple crosswords or word searches with your spelling words.
6. Flashcards race – Make cards with words and race against a timer to spell them correctly.
7. Air writing – Use your finger to “write” words in the air while saying the letters aloud.
8. Typing practice – Type your spelling words on a computer, tablet, or phone to practise them.
9. Story challenge – Write a short story or sentence using as many of your spelling words as possible.